

System Reduction Using Modified Pole Clustering and Modified Caer Continued Fraction

Jay Singh, C. B. Vishwakarma, Kalyan Chatterjee

II. STATEMENT OF THE PROBLEM

Let the transfer function of high order original system of the order 'n' be

$$G(s) = \frac{N(s)}{D(s)} = \frac{a_0 + a_1s + a_2s^2 + \dots + a_{n-1}s^{n-1}}{b_0 + b_1s + b_2s^2 + \dots + b_n s^n} \quad (1)$$

$$[G_n(s)] = \frac{1}{D_n(s)} \begin{bmatrix} a_{11}(s) & a_{12}(s) & \dots & a_{1p}(s) \\ a_{21}(s) & a_{22}(s) & \dots & a_{2p}(s) \\ \vdots & \vdots & & \vdots \\ a_{q1}(s) & a_{q2}(s) & \dots & a_{qp}(s) \end{bmatrix} \quad (2)$$

p and q are the number of input and output variables respectively. Let the transfer function of the reduced single and multivariable system of the order 'k' be

$$R_k(s) = \frac{N_k(s)}{D_k(s)} = \frac{c_0 + c_1s + c_2s^2 + \dots + c_{k-1}s^{k-1}}{d_0 + d_1s + d_2s^2 + \dots + d_k s^k} \quad (3)$$

$$[R_k(s)] = \frac{1}{D_k(s)} \begin{bmatrix} c_{11}(s) & c_{12}(s) & \dots & c_{1p}(s) \\ c_{21}(s) & c_{22}(s) & \dots & c_{2p}(s) \\ \vdots & \vdots & & \vdots \\ c_{q1}(s) & c_{q2}(s) & \dots & c_{qp}(s) \end{bmatrix} \quad (4)$$

The objective of this paper is to realize the kth order reduced models in the form of (3) and (4) from the original system (1) and (2) respectively, such that it retains the significant features of the original high order system.

III. DESCRIPTION OF THE METHOD

The reduction procedure for getting the kth order reduced models consists of the following two steps:

Step. 1

Determination of the denominator polynomial for the kth order reduced model using modified pole clustering. The following are the simplest rules for making cluster the poles of the original system.

- A. Separate clusters should be made for real and complex poles.
- B. Clusters of the poles in the left half s -plane should not contain any pole of the right half s -plane and vice-versa.
- C. Poles on the jw axis have to be retained in the reduced order model.

Abstract—A mixed method by combining modified pole clustering technique and modified caer continued fraction is proposed for reducing the order of the large-scale dynamic systems. The denominator polynomial of the reduced order model is obtained by using modified pole clustering technique while the coefficients of the numerator are obtained by modified caer continued fraction. This method generated 'k' number of reduced order models for kth order reduction. The superiority of the proposed method has been elaborated through numerical example taken from the literature and compared with few existing order reduction methods.

Keywords—Modified Pole Clustering, Modified Caer Continued Fraction, Order Reduction, Stability, Transfer Function.

I. INTRODUCTION

REDUCTION of high order system to low order model has been an important research in the field of science and engineering for many years. Numerous methods of order reduction techniques for linear dynamic systems in the frequency domain are available the literature [1]-[4]. Further, some methods have also been recommended by combining the features of two different methods [5]-[7]. The clustering method suggested by Sinha and Pal [8] is being modified by Vishwakarma [9] which generate more effective cluster centre than cluster centre obtained [8]. In continued fractions [10] the reduction of a high-order system is based on expanding the given transfer function into a Caer continued fraction about s = 0 and truncating it to find a lower order model. In some cases, it develops an unstable model.

To overcome this failing, Chuang [11] introduced a modification to the continued fraction expansion which combines expansions about s = 0 and s = ∞ alternately, to realize a good approximation to both the initial and steady state responses. Further Parthasarathy and J. [12] modified Caer continued fraction (MCF) technique in order to retain the rank of the high-order system in the reduced order model.

Jay Singh is Research Scholar in the Department of Electrical Engineering, Indian School of Mines Dhanbad India (Mob. +919911306853; e-mail: *jaysinghism@gmail.com).

C. B. Vishwakarma is Associate Professor in the Department of Electrical Engineering, Galgotias College of Engineering & Technolog, Greater Noida India (e-mail: cbvishwa@gmail.com).

Kalyan Chatterjee is Associate Professor in the Department of Electrical Engineering, Indian School of Mines Dhanbad India (e-mail: kalyanbit@yahoo.co.in).

D. Poles at the origin have to be retained in the reduced order model.

The iterative algorithm for synthesizing the reduced denominator polynomial using modified pole clustering technique is stated as below:

Let there be r real poles in i^{th} cluster are p_1, p_2, \dots, p_r where $|p_1| < |p_2| < \dots < |p_r|$ and then modified cluster centre p_{ai} can be obtained by using modified pole clustering.

Let ' m ' pair of complex conjugate poles in the j^{th} cluster be

$$[(\alpha_1 + j\beta_1), (\alpha_2 + j\beta_2), \dots, (\alpha_m + j\beta_m)]$$

where

$$|\alpha_1| < |\alpha_2| < \dots < |\alpha_r|$$

Now using the same algorithm separately for real and imaginary parts of the complex conjugate poles, the modified cluster $c_j = \left[\sum_{i=0}^r \left(\frac{-1}{|p_i|} \right) \div r \right]^{-1}$ centre is obtained, which is written as

$$\phi = A_{ei} \pm jb_{ei} \text{ where } \phi = A_{ei} + jb_{ei} \text{ and } \phi = A_{ei} - jb_{ei}$$

An interactive computer oriented algorithm is used to get modified cluster centre and is given as follows:

Step.I. Let ' r ' real poles in a cluster be $|p_1| < |p_2| \dots < |p_r|$.

Step.II. Set $j = 1$

Step.III. Find pole cluster centre $c_j = \left[\sum_{i=0}^r \left(\frac{-1}{|p_i|} \right) \div r \right]^{-1}$

Step.IV. Set $j = j + 1$

Step.V. Now find a modified cluster centre from

$$c_j = \left[\left(\frac{-1}{|p_1|} + \frac{-1}{|c_{j-1}|} \right) \div 2 \right]^{-1}$$

Step.VI. Is $r = (j + 1)$? , if No, and then go to step-4 otherwise go to step-VII.

Step.VII. Take a modified cluster centre of the k^{th} - cluster as $p_{ak} = c_j$

For synthesizing the k^{th} order denominator polynomial, one of the following cases may occur:

Case. 1

If all modified cluster centres are real, then denominator polynomial of the k^{th} order reduced model can be obtained as

$$D_k(s) = (s - p_{e1})(s - p_{e2}) \dots (s - p_{ek}) \quad (5)$$

where $p_{e1}, p_{e2} \dots p_{ek}$ are $1^{st}, 2^{nd} \dots k^{th}$ modified cluster centre respectively.

Case. 2

If all modified cluster centers are complex conjugate then the k^{th} order denominator polynomial is taken as

$$D_k(s) = (s - \phi_{e1})(s - \phi_{e2}) \dots (s - \phi_{ek/2}) \quad (6)$$

Case. 3

If some cluster centers are real and some are complex conjugate. For example, two cluster centers are real and one pair of cluster centre is complex conjugate, then k^{th} order denominator can be obtained as

$$D_k(s) = (s - p_{e1})(s - p_{e2}) \dots (s - p_{e(k-2)})(s - \phi_{e1})(s - \phi_{e2}) \quad (7)$$

hence the denominator polynomial $D_k(s)$ is obtained as

$$D_k(s) = d_0 + d_1s + d_2s^2 + \dots d_k s^k \quad (8)$$

Step. 2

Determination of the numerator of the reduced model using modified cauer continued fraction.

Step.I. By applying the algorithm [13], evaluate the first ' k ' quotients h_1, H_1, h_2, H_2 , in the modified Cauer form of continued fraction.

Step.II. Now a modified Routh array for $k = 6$ is built as given below:

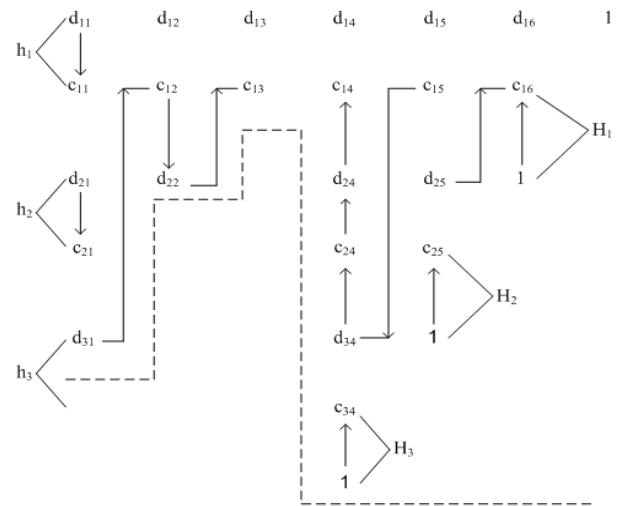


Fig. 1 Modified Cauer Continued Fraction

First two rows are formed from the coefficient of $R_k(s)$. The remaining entries in the array are obtained by algorithm [14].

IV. NUMERICAL EXAMPLES

Two numerical examples are chosen from the literature to illustrate the algorithm of the proposed method. The examples are solved in details to get second order reduced model. An integral square error (ISE) are calculated between the transient

parts of the original and reduced model using MATLAB to measure the goodness of the reduced order model i.e. lower ISE, closer the $[R_k(s)]$ to $[G_n(s)]$ which is given by

$$ISE = \int_0^{\infty} [y(t) - y_k(t)]^2 dt \quad (9)$$

Example 1

Consider a 4th order system taken from Mittal et al. [15].

$$G_4(s) = \frac{s^3 + 7s^2 + 24s + 24}{s^4 + 10s^3 + 35s^2 + 50s + 24}$$

The poles of the system are $-1, -2, -3, -4$

For getting 2nd - order RM (Reduced Model), two possible clusters are $(-1, -2)$ and $(-3, -4)$.

Using the algorithm of step-1, two modified cluster centres are computed as

$p_{e1} = -1.066$ and $p_{e2} = -3.0967$. Hence, Denominator polynomial $D_2(s)$ is obtained as

$$D_2(s) = s^2 + 6.0118s + 5.0270$$

Now using step-2, Evaluate the MCF quotients by forming the array




Fig. 2 (a) Routh Array

Now draw the modified Routh array

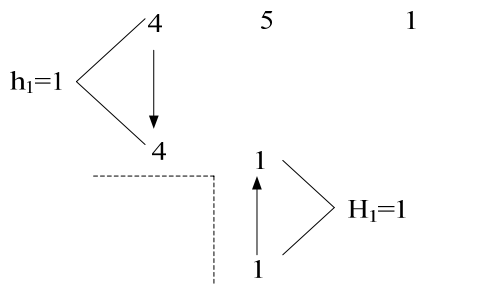


Fig. 2 (b) Modified Routh Array

Therefore 2nd - order Reduced Model is obtained as

$$R_2(s) = \frac{s + 3.301}{s^2 + 4.1627s + 3.301}$$

The error index ISE is calculated between the reduced model and original system and shown in the Table I. The unit step and frequency response of the 2nd - order reduced model i.e., $R_2(s)$ and original system $G_4(s)$ are plotted in Figs. 3 and 4 respectively.

TABLE I
 COMPARISON OF REDUCED MODELS

| Methods of order reduction | Reduced Models $R_2(s)$ | ISE |
|----------------------------|---|--------|
| Proposed Method | $\frac{s + 3.301}{s^2 + 4.1627s + 3.301}$ | 0.0058 |
| Pal [16] | $\frac{16.008s + 24}{30s^2 + 42s + 24}$ | 0.011 |
| Chidambara [17] | $\frac{-s + 2}{s^2 + 3s + 2}$ | 0.220 |
| Shieh and Wei [18] | $\frac{s + 2.3014}{s^2 + 5.7946s + 2.3014}$ | 0.142 |

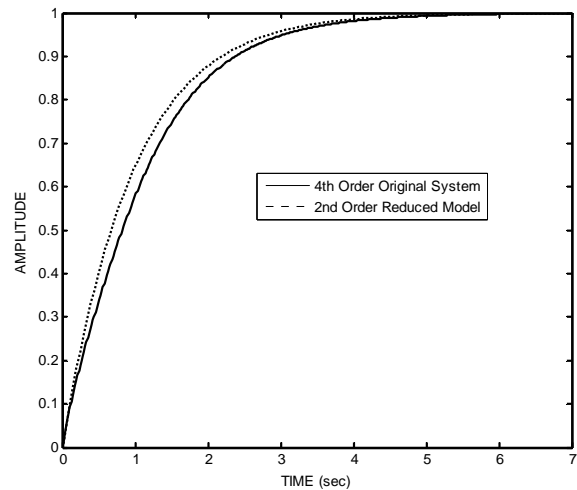


Fig. 3 Step response of original system and reduced model

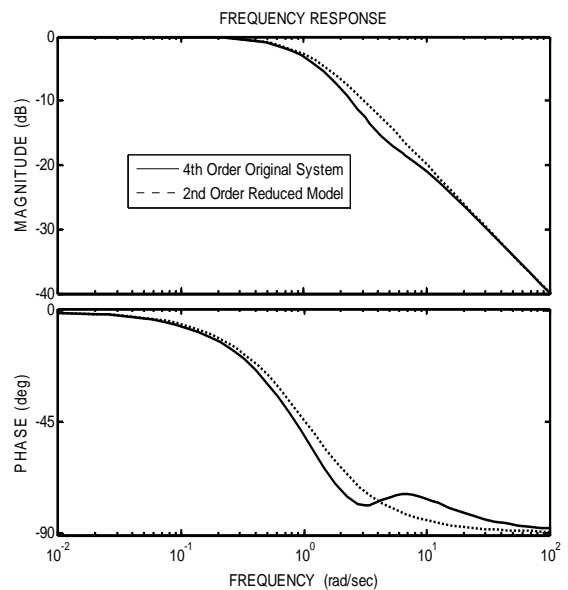


Fig. 4 Frequency response of original system and reduced model

Example 2

Consider a 6th – order multivariable system from Bistriz and Shaked [19] described by the transfer function matrix as

$$G(s) = \begin{bmatrix} \frac{2(s+5)}{(s+1)(s+10)} & \frac{(s+4)}{(s+2)(s+5)} \\ \frac{(s+10)}{(s+1)(s+20)} & \frac{(s+6)}{(s+2)(s+3)} \end{bmatrix} = \frac{1}{D(s)} \begin{bmatrix} a_{11}(s) & a_{12}(s) \\ a_{21}(s) & a_{22}(s) \end{bmatrix}$$

where,

$$D(s) = s^6 + 41s^5 + 571s^4 + 3491s^3 + 10060s^2 + 13100s + 6000$$

$$a_{11}(s) = 2s^5 + 70s^4 + 762s^3 + 3610s^2 + 7700s + 6000$$

$$a_{12}(s) = s^5 + 38s^4 + 459s^3 + 2182s^2 + 4160s + 2400$$

$$a_{21}(s) = s^5 + 30s^4 + 331s^3 + 1650s^2 + 3700s + 3000$$

$$a_{22}(s) = s^5 + 42s^4 + 601s^3 + 3660s^2 + 9100s + 6000$$

The poles of the system are located at: -1, -2, -3, -5, -10, -20

Let the 2nd – order model is required to be synthesized, therefore two clusters are (-1, -2, -3) and (-5, -10, -20).

By using the proposed method, the following two biased 2nd – order models are obtained as

$$R_2(s) = \frac{1}{D_2(s)} \begin{bmatrix} 2s + 5.5442 & 1s + 2.2177 \\ 1s + 2.7721 & 1s + 5.5442 \end{bmatrix}$$

where

$$D_2(s) = s^2 + 6.3258s + 5.5442$$

The unit step response of the 2nd – order reduced model i.e., $R_2(s)$ and original system $G_6(s)$ are plotted in Fig. 5. The error index ISE is calculated between the reduced model and original system and shown in the Table II.

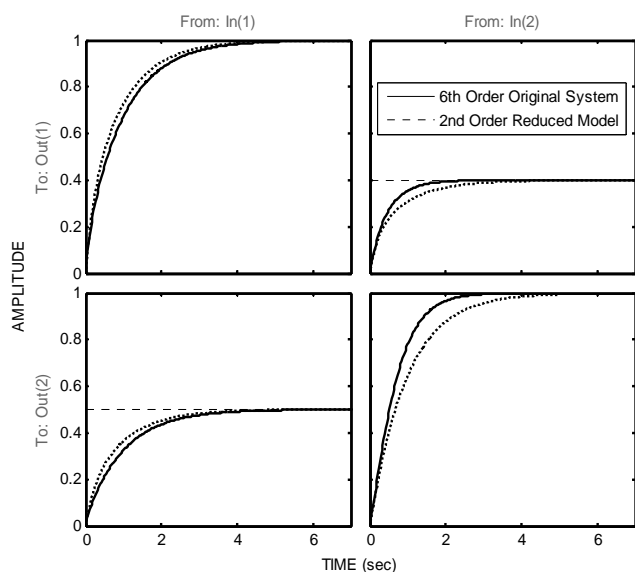


Fig. 5 Unit step response of original system and reduced model

TABLE II
COMPARISON OF REDUCED MODELS

| $r_{ij} = \frac{a_{ij}(s)}{D_2(s)} (i = 1,2; j = 1,2)$ | ISE by Proposed Method | ISE by Parmar [20] | ISE by Prasad [21] |
|--|------------------------|--------------------|--------------------|
| $r_{11}(s)$ | 0.00492 | 0.038713 | 0.135505 |
| $r_{12}(s)$ | 0.00304 | 0.028153 | 0.002446 |
| $r_{21}(s)$ | 0.00263 | 0.007419 | 0.040013 |
| $r_{22}(s)$ | 0.02661 | 0.144096 | 0.067897 |

V. CONCLUSION

Mixed method combines the advantages of the modified pole clustering and the modified Caue continued fraction method has been presented, to derive stable reduced order models for linear dynamic systems. In this method the poles of the reduced model are determined by iteration of pole cluster while the zeros are synthesized by using the modified Caue continued fraction technique. The proposed method has been extended for order reduction of linear multivariable systems and also tried on two numerical examples having real poles only. The comparison between the proposed and the other well known existing order reduction techniques is also exposed as given in Tables I and II, from which it is understandable that the proposed method compares healthy with other techniques of model order reduction. The numerical examples illustrate the proposed method, which can be tried on many systems as it preserves both time domain and frequency domain characteristics of the original system.

REFERENCES

- [1] V. Singh, D. Chandra and H. Kar, "Improved Routh Pade approximants: A Computer aided approach", *IEEE Trans. Autom. Control*, 49(2), 2004, pp.292-296.
- [2] S.Mukherjee and R.N. Mishra, "Reduced order modeling of linear multivariable systems using an error minimization technique", *Journal of Franklin Inst.*, 325 (2), 1988., pp.235-245.
- [3] Sastry G.V.K.R Raja Rao G. and Mallikarjuna Rao P., "Large scale interval system modeling using Routh approximants", *Electronic Letters*, 36(8), 2000, pp.768-769.
- [4] R. Prasad, "Pade type model order reduction for multivariable systems using Routh approximation", *Computers and Electrical Engineering*, 26, 2000, pp.445-459.
- [5] G. Parmar, S. Mukherjee and R. Prasad, " division algorithm and eigen spectrum analysis", *Applied Mathematical Modelling*, Elsevier, 31, 2007, pp.2542-2552.
- [6] C.B. Vishwakarma and R. Prasad, "Clustering method for reducing order of linear system using Pade approximation" *IETE Journal of Research*, Vol.54, No. 5, Oct. 2008, pp. 323-327.
- [7] C.B. Vishwakarma and R. Prasad, "Order reduction using the advantages of differentiation method and factor division", *Indian Journal of Engineering & Materials Sciences, Niscair, New Delhi*, Vol. 15, No. 6, December 2008, pp. 447-451.
- [8] A.K. Sinha, J. Pal, Simulation based reduced order modeling using a clustering technique, *Computer and Electrical Engg.*, 16(3), 1990, pp.159-169.
- [9] CB Vishwakarma, "Order reduction using Modified pole clustering and pade approximants", *world academy of science, engineering and Technology* 80 2011.
- [10] Chen, C. F., and Shieh, L. S 'A novel approach to linear model simplification', *Intt. J. Control*, 1968,8, pp. 561-570.
- [11] Chaung, S. G. 'Application of continued fraction methods for modeling transfer function to give more accurate initial transient response', *Electron. Lett.*, 1970,6, pp. 861-863
- [12] R. Parthasarathy and S. John, "Caue continued fraction method for model reduction," *Electron. Lett.*, vol. 17, 1981, pp. 792-793.

- [13] R. Parthasarathy and S. John, "State space models using modified Cauer continued fraction", *Proceedings IEEE (lett.)*, Vol. 70, No. 3, 1982, pp. 300-301.
- [14] R. Parthasarathy and S. John, "System reduction by Routh approximation and modified Cauer continued fraction", *Electronic Letters*, Vol. 15, 1979, pp. 691-692.
- [15] A.K. Mittal, R. Prasad, and S.P. Sharma, "Reduction of linear dynamic systems using an error minimization technique", *Journal of Institution of Engineers IE(I) Journal – EL*, Vol. 84, 2004, pp. 201-206.
- [16] J. Pal, "Stable reduced order Pade approximants using the Routh urwitz array", *Electronic Letters*, Vol. 15, No.8, 1979, pp. 225-226.
- [17] M. R. Chidambara, "On a method for simplifying linear dynamic system", *IEEE Trans. Automat Control*, Vol. AC-12, 1967, pp. 119-120.
- [18] L. S. Shieh and Y. J. Wei, "A mixed method for multivariable system reduction", *IEEE Trans. Automat. Control*, Vol. AC-20, 1975, pp. 429-432
- [19] Bistriz Y. and Shaked U., "Stable linear systems simplification via pade approximation to Hurwitz polynomial", *Transaction ASME, Journal of Dynamic System Measurement and Control*, Vol. 103, 1981, pp. 279-284.
- [20] Girish Parmar and Manisha Bhandari, "Reduced order modelling of linear dynamic systems using eigen spectrum analysis and modified cauer continued fraction" *XXXII National Systems Conference, NSC 2008*, December 17-19, 2008.
- [21] R. Prasad and J. Pal, "Use of continued fraction expansion for stable reduction of linear multivariable systems", *Journal of Institution of Engineers, India, IE(I) Journal – EL*, Vol. 72, 1991, pp. 43-47.